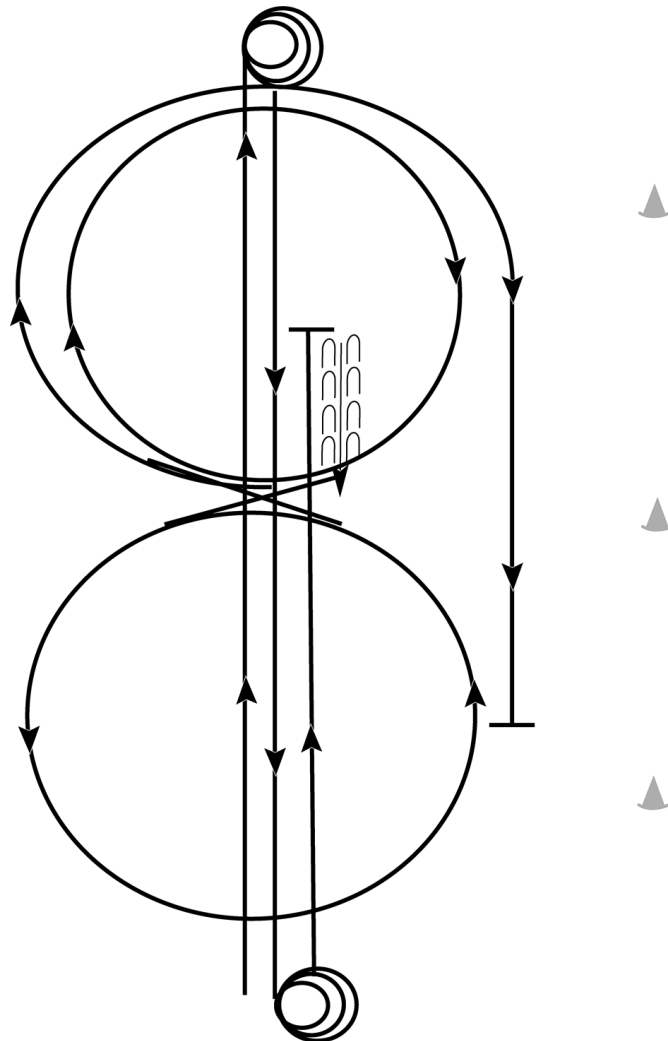


# Mississippi Quarter Horse Association

## Working Cow Horse Boxing (Amateur and Youth )

Show Date: 06-01-2019



### Pattern 6

Start at end of arena.

1. Run down the middle of the arena, past the end marker and come to a sliding stop.
2. Complete 3 1/2 spins to the right.
3. Run to the other end of the arena, past the end marker and come to a sliding stop.
4. Complete 3 1/2 spins to the left.
5. Run past the center marker, stop, back at least 10 feet, complete 1/4 turn to the left.
6. Beginning on the right lead, complete one circle to the right, change leads. Complete one circle to the left, change leads.
7. Complete 3/4 of a right circle, run past center marker, stop. Hesitate to complete pattern.

[NRCHAWC/6]

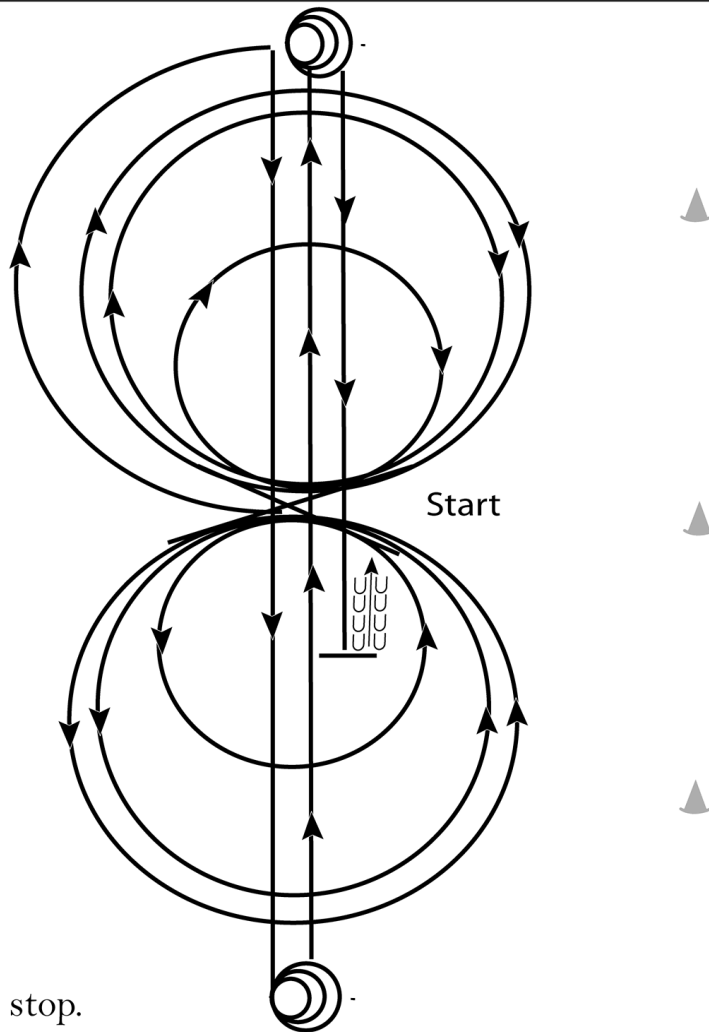
**Pattern Provided by:**

*Michael Ochetto*

# Mississippi Quarter Horse Association

## Working Cow Horse (Amateur, Youth and All Age)

Show Date: 06-01-2019



Pattern 9

Trot to center of arena, stop.

Start pattern facing towards judge.

1. Beginning on the right lead, complete 3 circles to the right; the first circle small and slow followed by two large fast circles. Change leads at the center of the arena.
2. Complete 3 circles to the left, the first circle small and slow followed by two large fast circles. Change leads at the center of the arena.
3. Continue around end of arena without breaking gait or changing leads, run down center of arena past end marker, and execute a square sliding stop.
4. Complete 3 1/2 spins to the left.
5. Run down center of arena past end marker and execute a square sliding stop.
6. Complete 3 1/2 spins to the right.
7. Run down center of arena past center marker and execute a square sliding stop.
8. Back at least 10 feet. Hesitate to complete pattern.

[NRCHAWC/9]

**Pattern Provided by:**

*Michael Ochetto*

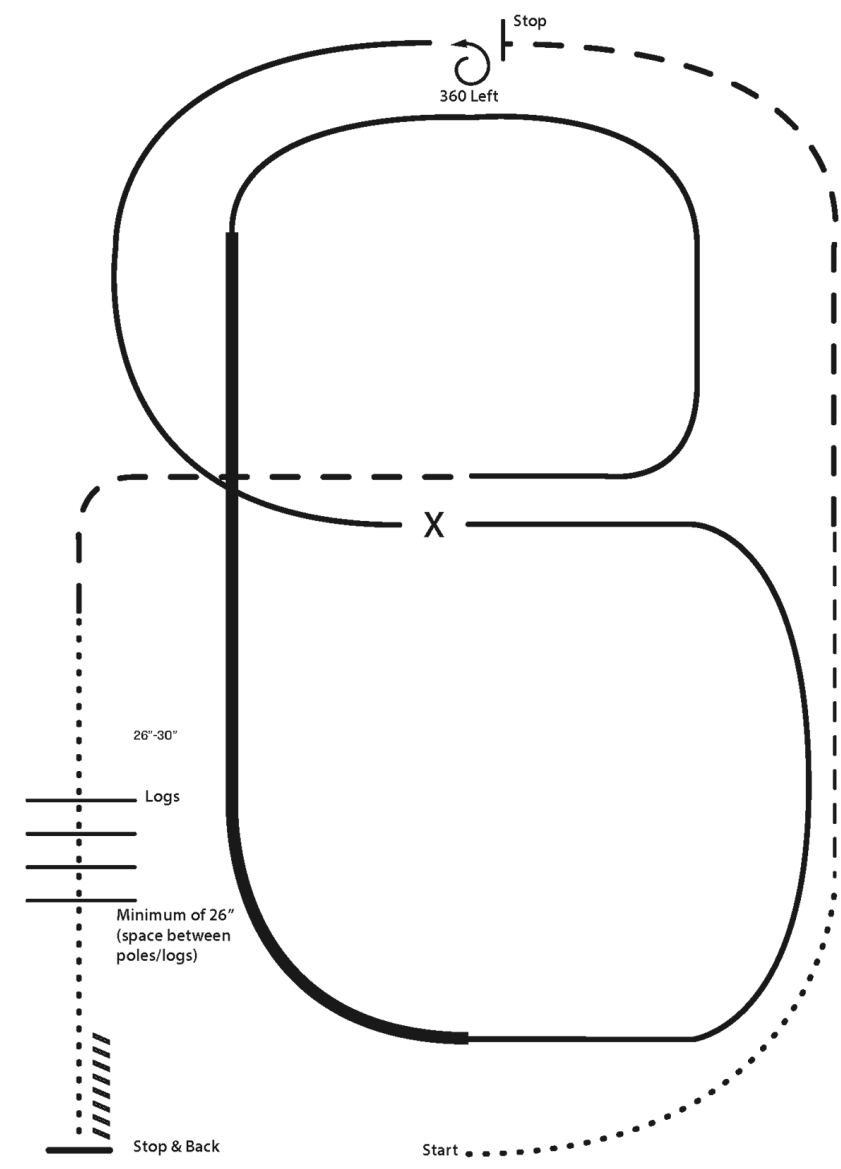
# Mississippi Quarter Horse Association

## Ranch Riding (All level 1)

Show Date: 06-01-2019

www.HorseShowPatterns.com

www.HorseShowPatterns.com



- X Lead Change
- Walk
- - - Trot
- - - Ext Trot
- — — Lope
- — — Ext Lope
- /////// Back

1. Walk
2. Trot
3. Extend the trot, at the top of the arena ,stop
4. 360 degree turn to the left
5. Left lead 1/2 circle, lope to the center
6. Change leads (simple or flying)
7. Right lead 1/2 circle
8. Extended lope up the long side of the arena (right lead)
9. Collect back to a lope around the top of the arena and back to center
10. Break down to an extended trot
11. Walk over logs
12. Stop and back

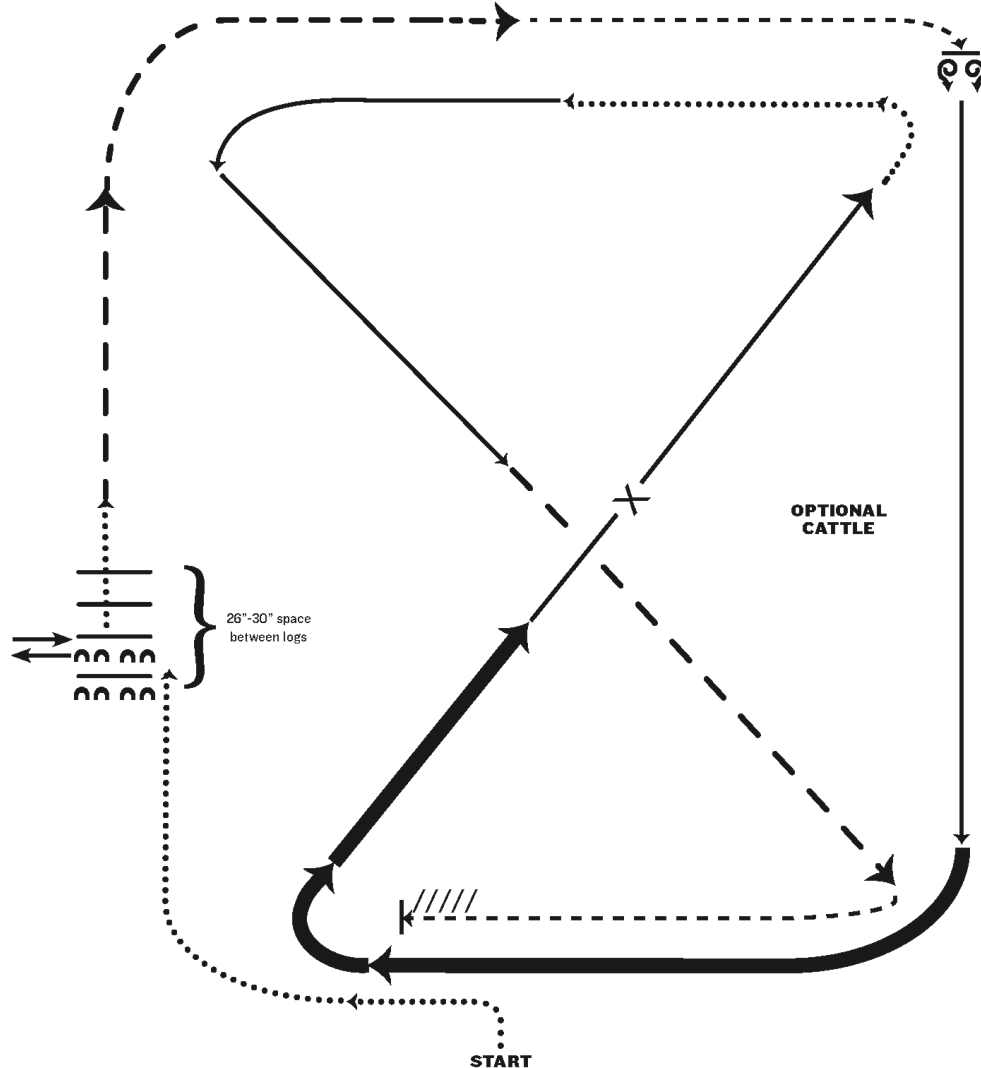
[RR/AQHA-1]

Pattern Provided by:  
*Michael Ochetto*

# Mississippi Quarter Horse Association

## Ranch Riding (Amateur, Youth and All Age)

Show Date: 06-01-2019



1. Walk
2. Side pass left across first log, side pass 1/2 way to right
3. Walk across logs
4. Extended trot
5. Trot
6. Stop, 360 degree turn each direction (either direction 1st) (L-R or R-L)
7. Lope right lead
8. Extended lope (right lead)
9. Collect lope, change leads (simple or flying)
10. Walk
11. Lope left lead
12. Extended trot
13. Trot
14. Stop and back

Note: The drawn description of this pattern is only intended for the general depiction of the pattern. Exhibitors should utilize the arena space to best exhibit their horses.

[RR/AQHA-8]

Pattern Provided by:  
*Michael Ochetto*

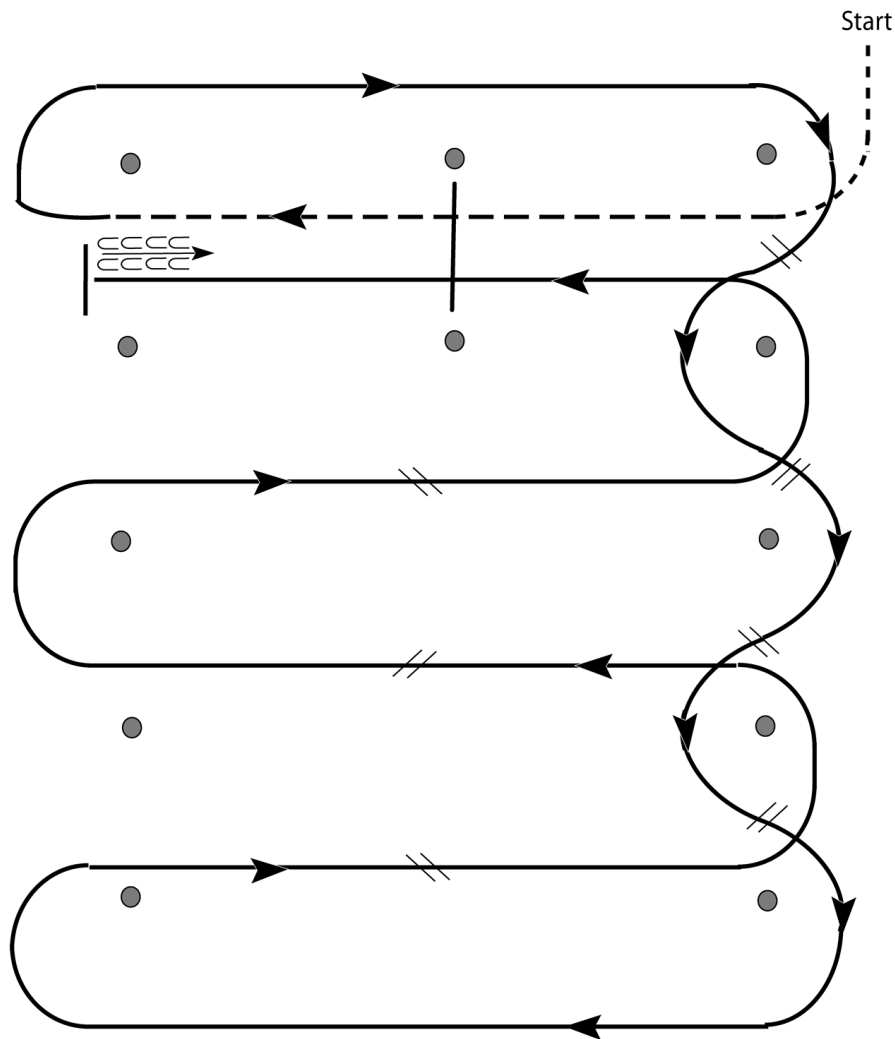
www.HorseShowPatterns.com

www.HorseShowPatterns.com

# Mississippi Quarter Horse Association

## Western Riding (Amateur, Youth and All age)

Show Date: 06-01-2019



1. Walk, transition to jog, jog over log.
2. Transition to right.
3. First line change.
4. Second line change.
5. Third line change.
6. Fourth line change.
7. First crossing change.
8. Second crossing change.
9. Third crossing change.
10. Lope over log.
11. Lope, stop and back.

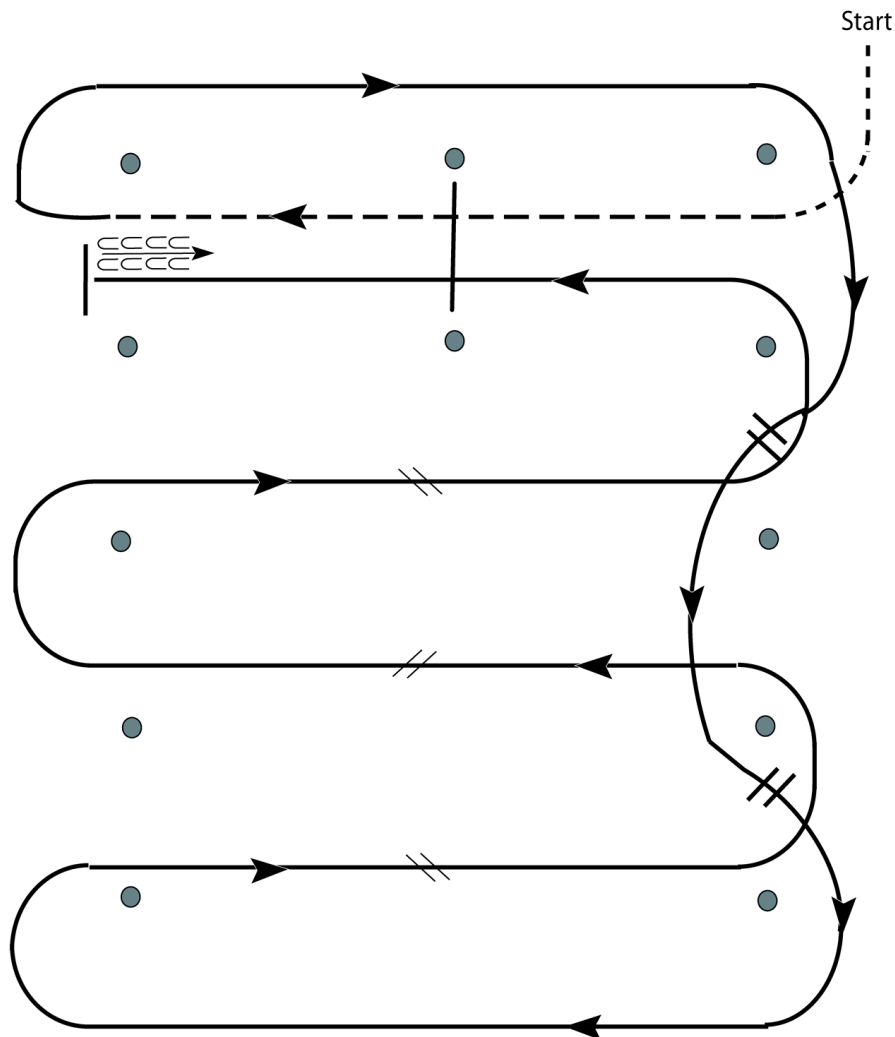
[WR/OP-4]

**Pattern Provided by:**  
*Michael Ochetto*

# Mississippi Quarter Horse Association

## Western Riding (Green, All level 1)

Show Date: 06-01-2019



1. Walk, transition to jog, jog over log.
2. Transition to right lead and lope around end.
3. First line change.
4. Second line change. Lope around end of arena.
5. First crossing change.
6. Second crossing change.
7. Third crossing change.
8. Lope over log.
9. Lope, stop and back.

[WR/GP-4]

**Pattern Provided by:**  
*Michael Ochetto*

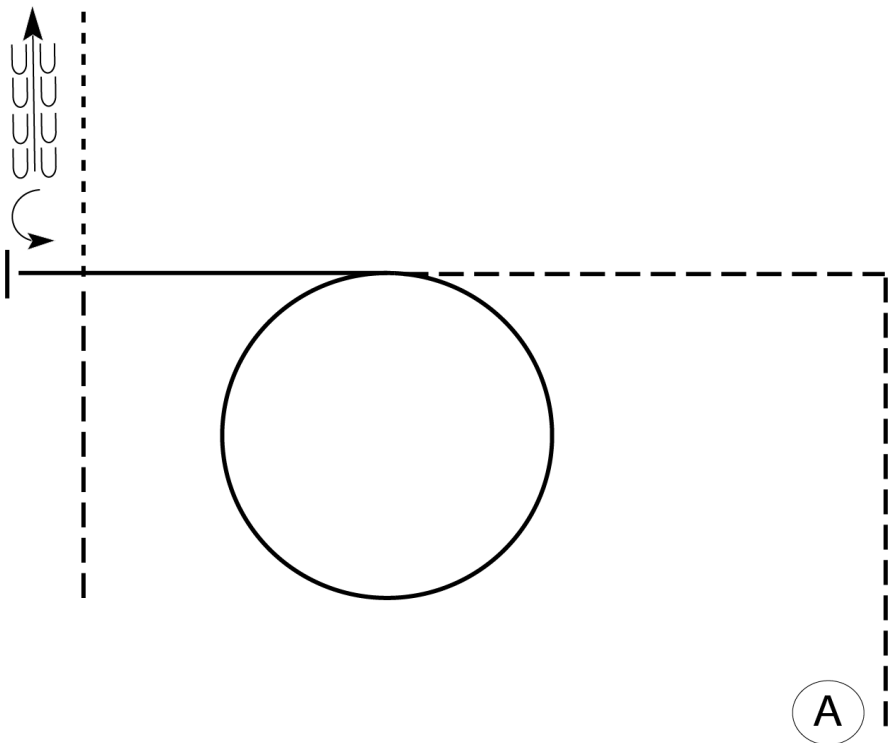
# Mississippi Quarter Horse Association

## Western Horsemanship (All level 1)

Show Date: 06-01-2019

w w w . H o r s e S h o w P a t t e r n s . c o m

w w w . H o r s e S h o w P a t t e r n s . c o m



Be ready at A.

1. Perform a jog from A and a square corner toward center of pattern.
2. Lope a left lead circle.
3. Close the circle and continue loping on the left lead in a straight line.
4. Stop and perform a 1/4 turn to the left.
5. Back 5 steps.
6. Walk until you cross your line.
7. Exit arena at a jog.

Walk	.....
Jog	-----
Extended Jog	- - - - -
Lope	—————
Lead Change	———/———
Back	←——— ←——— ←———
Marker	ⓑ

[WH/1-104]

Pattern Provided by:  
*Michael Ochetto*

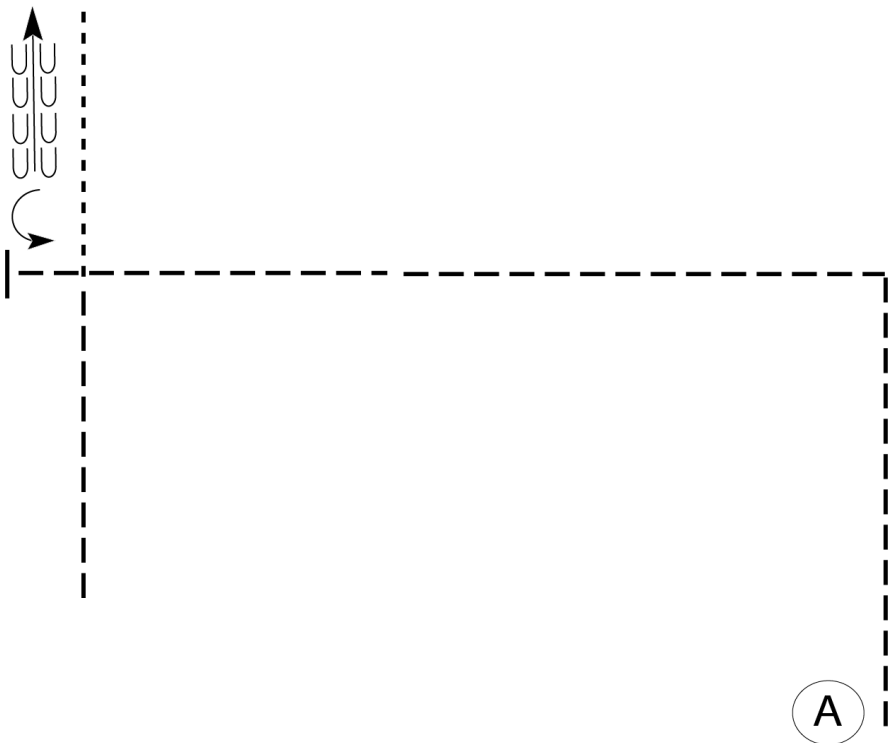
# Mississippi Quarter Horse Association

## Western Horsemanship (Small Fry, Level 1 Amateur & Youth Walk/trot)

Show Date: 06-01-2019

w w w . H o r s e S h o w P a t t e r n s . c o m

w w w . H o r s e S h o w P a t t e r n s . c o m



Be ready at A.

1. Perform a jog from A and a square corner toward center of pattern.
2. Continue the jog in a straight line.
3. Stop and perform a 1/4 turn to the left.
4. Back 5 steps.
5. Walk until you cross your line.
6. Exit arena at a jog.

Walk	-----
Jog	- - - - -
Extended Jog	— — — —
Lope	
Lead Change	— / —
Back	← — — — —
Marker	⊙ B

[WH/WT-104]

**Pattern Provided by:**  
*Michael Ochetto*



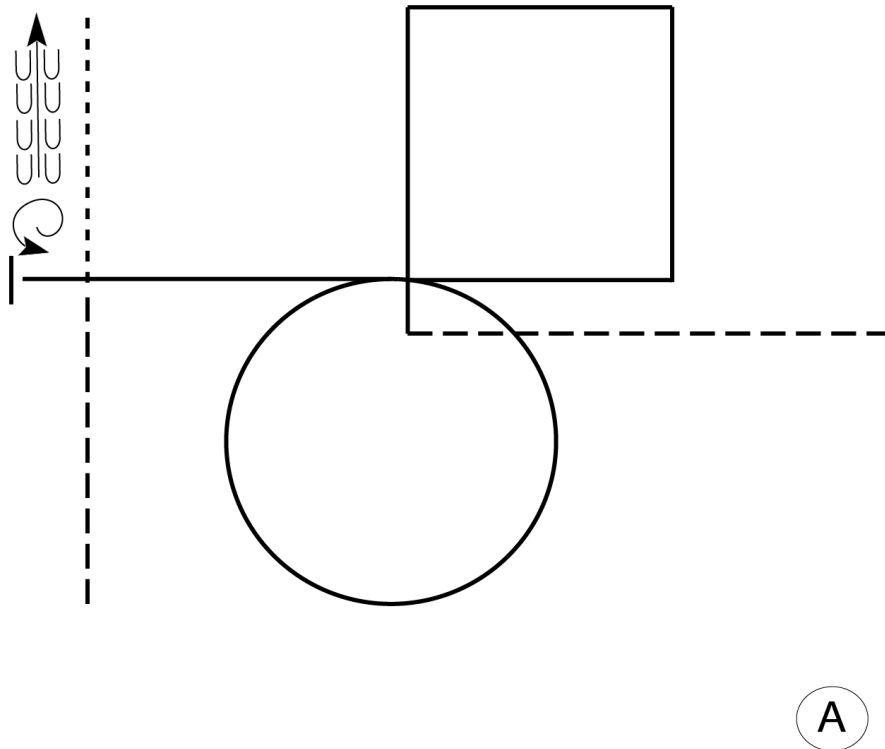
# Mississippi Quarter Horse Association

## Western Horsemanship (Select, Amateur and Youth)

Show Date: 06-01-2019

w w w . H o r s e S h o w P a t t e r n s . c o m

w w w . H o r s e S h o w P a t t e r n s . c o m



Be ready at A.

1. Perform a jog from A and a square corner toward center of pattern.
2. Make a square corner right at center.
3. Lope a right lead square.
4. Change leads at center and lope a left lead circle.
5. Close the circle and continue loping on the left lead in a straight line.
6. Stop and perform a 1 1/4 turn to the left.
7. Back 5 steps.
8. Walk until you cross your line.
9. Exit arena at a jog.

Walk	-----
Jog	- - - - -
Extended Jog	— — — —
Lope	—————
Lead Change	
Back	
Marker	ⓑ

[WH/2-104]

**Pattern Provided by:**  
*Michael Ochetto*

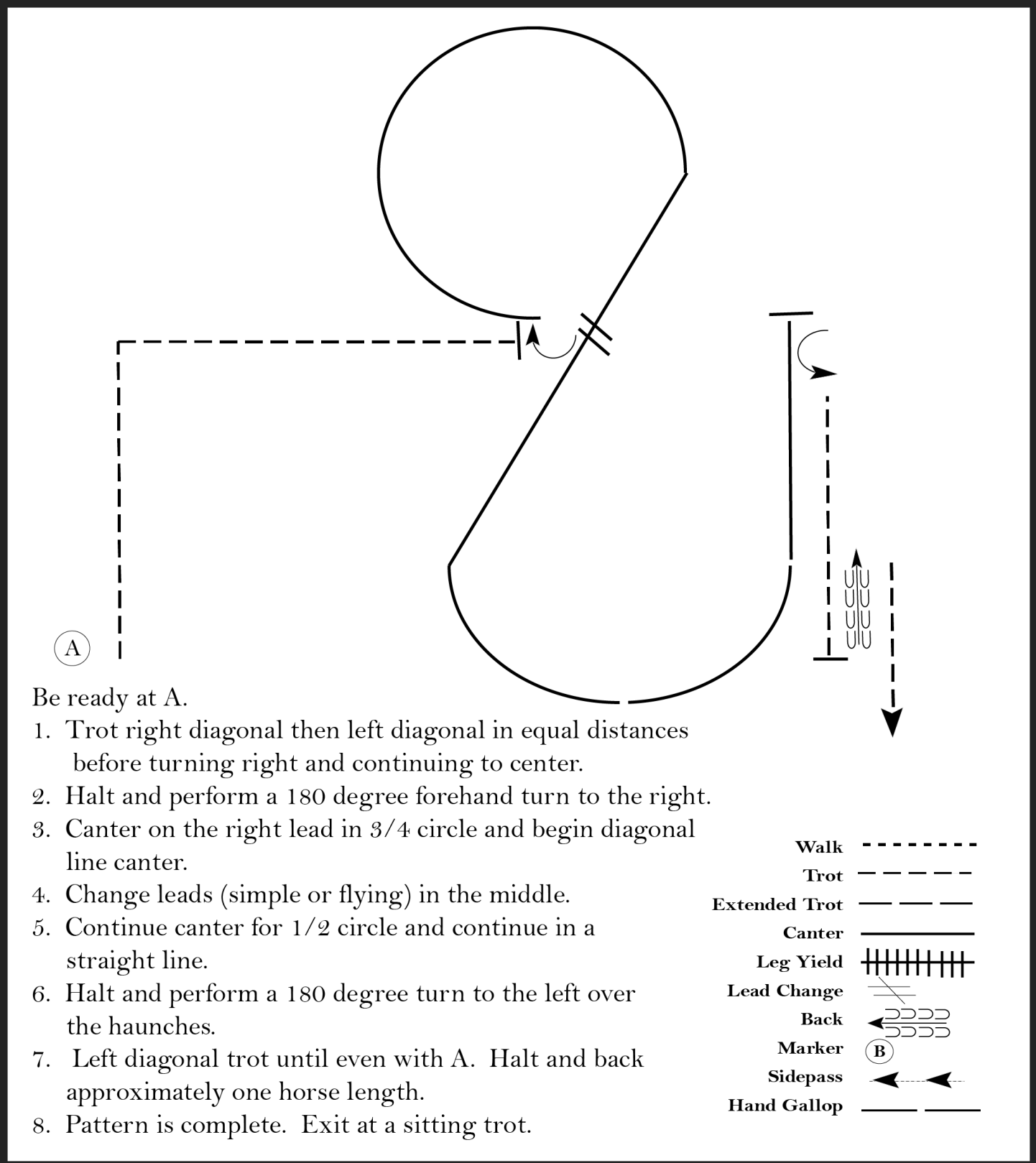
# Mississippi Quarter Horse Association

## Hunt Seat Equitation (Select, Amateur and Youth)

Show Date: 06-01-2019

w w w . H o r s e S h o w P a t t e r n s . c o m

w w w . H o r s e S h o w P a t t e r n s . c o m



A

Be ready at A.

1. Trot right diagonal then left diagonal in equal distances before turning right and continuing to center.
2. Halt and perform a 180 degree forehand turn to the right.
3. Canter on the right lead in 3/4 circle and begin diagonal line canter.
4. Change leads (simple or flying) in the middle.
5. Continue canter for 1/2 circle and continue in a straight line.
6. Halt and perform a 180 degree turn to the left over the haunches.
7. Left diagonal trot until even with A. Halt and back approximately one horse length.
8. Pattern is complete. Exit at a sitting trot.

Walk	-----
Trot	- - - - -
Extended Trot	- - - - -
Canter	—————
Leg Yield	
Lead Change	///
Back	←←←
Marker	ⓑ
Sidepass	←←←
Hand Gallop	—————

[HSE/2-80]

**Pattern Provided by:**  
*Michael Ochetto*

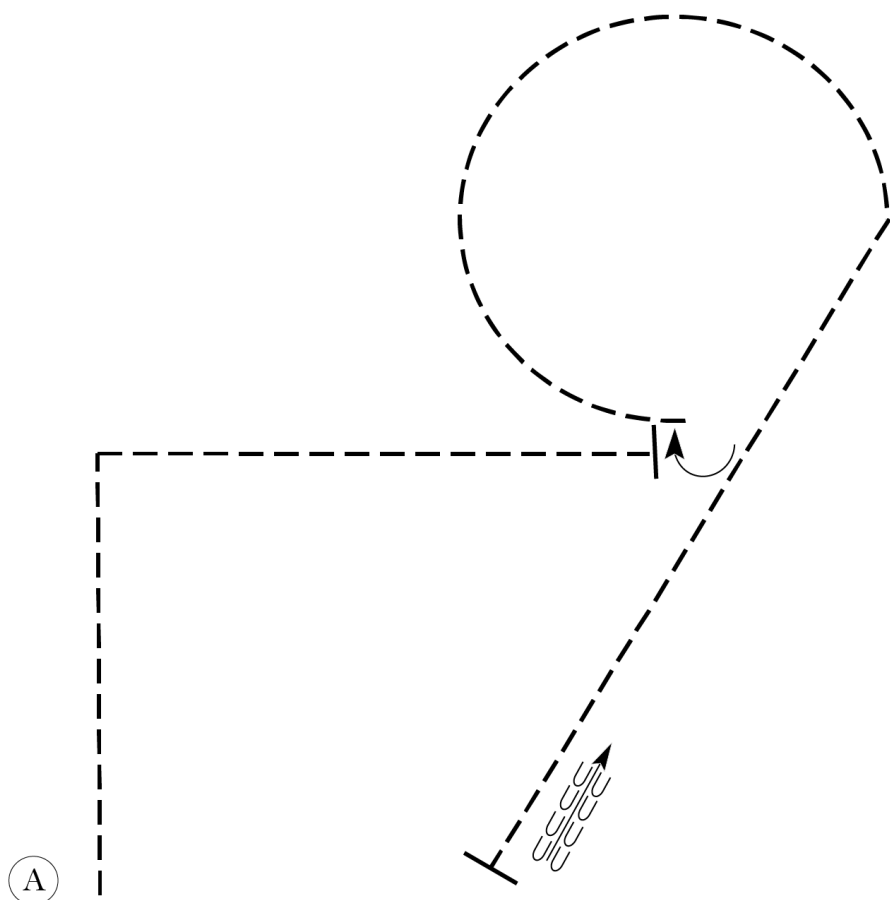
# Mississippi Quarter Horse Association

## Hunt Seat Equitation (Small Fry, level 1 Amateur & Youth Walk/Trot)

Show Date: 06-01-2019

w w w . H o r s e S h o w P a t t e r n s . c o m

w w w . H o r s e S h o w P a t t e r n s . c o m



Be ready at A.

1. Trot right diagonal then left diagonal in equal distances before turning right and continuing to center.
2. Halt and perform a 180 degree forehand turn to the right.
3. Trot on the left diagonal in 3/4 circle.
4. Sitting trot on the diagonal until even with A.
5. Halt and back approximately one horse length.
6. Pattern is complete. Exit at a walk

Walk	-----
Trot	- - - - -
Extended Trot	-----
Canter	—————
Leg Yield	
Lead Change	↙ ↘
Back	← ← ← ← ←
Marker	⊙
Sidepass	← — — — — →
Hand Gallop	—————

[HSE/WT-80]

**Pattern Provided by:**  
*Michael Ochetto*

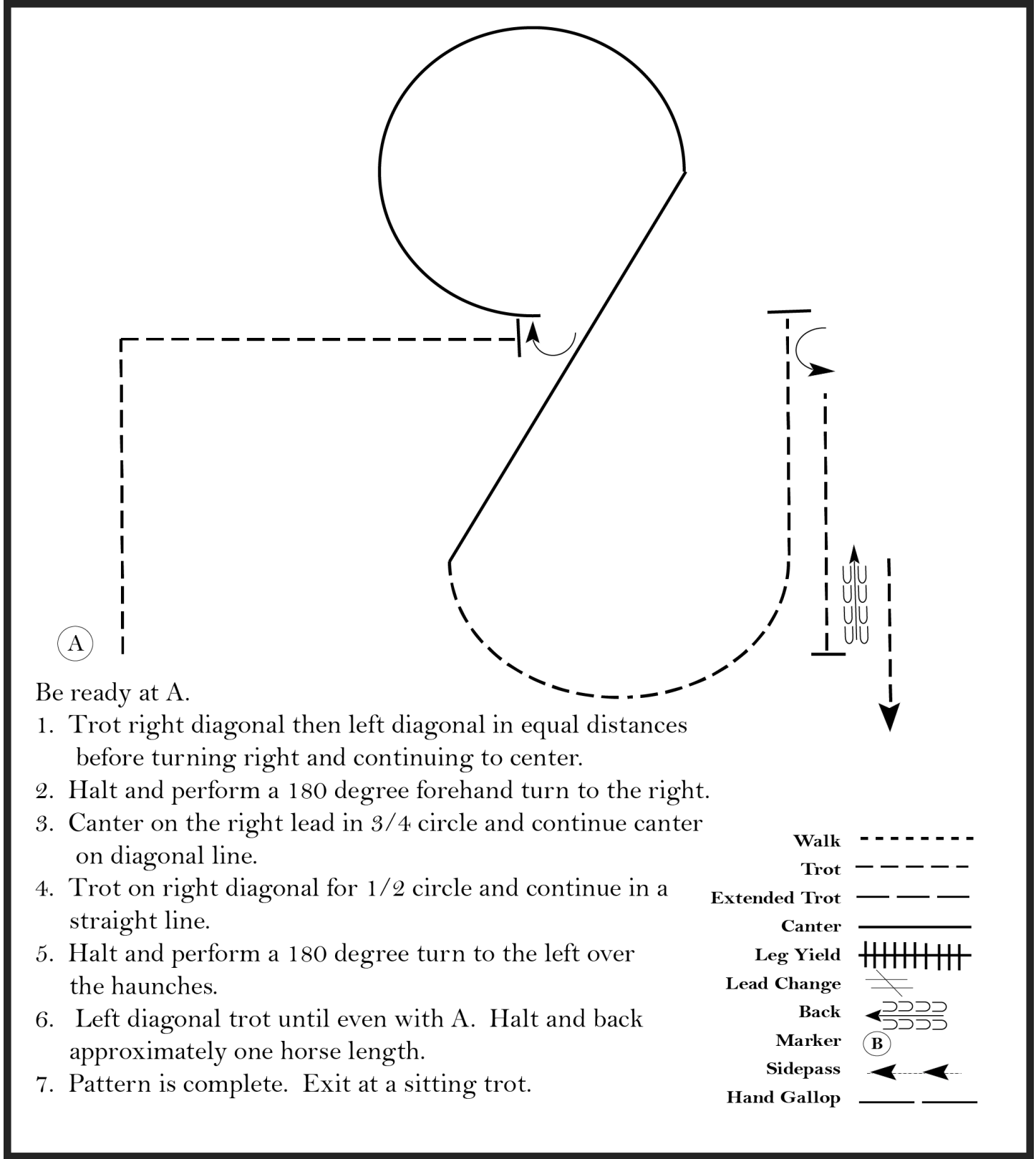
# Mississippi Quarter Horse Association

## Hunt Seat Equitation (All level 1)

Show Date: 06-01-2019

w w w . H o r s e S h o w P a t t e r n s . c o m

w w w . H o r s e S h o w P a t t e r n s . c o m



Be ready at A.

1. Trot right diagonal then left diagonal in equal distances before turning right and continuing to center.
2. Halt and perform a 180 degree forehand turn to the right.
3. Canter on the right lead in  $3/4$  circle and continue canter on diagonal line.
4. Trot on right diagonal for  $1/2$  circle and continue in a straight line.
5. Halt and perform a 180 degree turn to the left over the haunches.
6. Left diagonal trot until even with A. Halt and back approximately one horse length.
7. Pattern is complete. Exit at a sitting trot.

Walk	.....
Trot	- - - - -
Extended Trot	- - - - -
Canter	—————
Leg Yield	
Lead Change	///
Back	←←←←←
Marker	(B)
Sidepass	←←←←←
Hand Gallop	—————

[HSE/1-80]

Pattern Provided by:  
*Michael Ochetto*

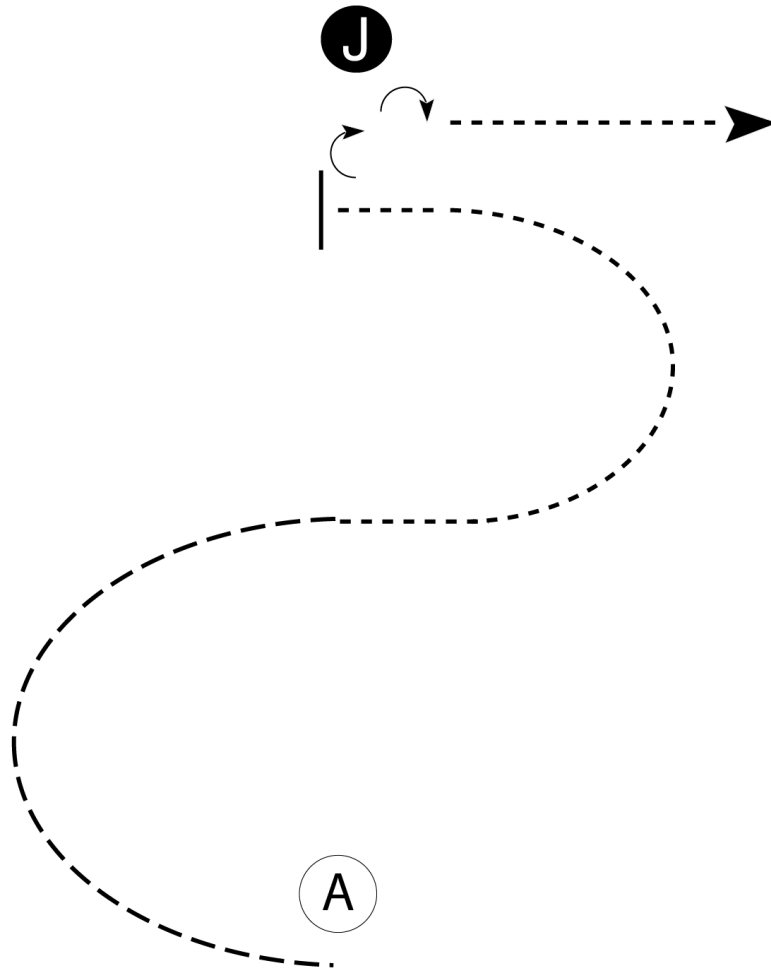
# Mississippi Quarter Horse Association

## Showmanship (Small Fry)

Show Date: 06-01-2019

w w w . H o r s e S h o w P a t t e r n s . c o m

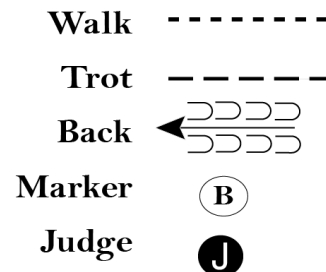
w w w . H o r s e S h o w P a t t e r n s . c o m



Be ready at A.

1. Trot a half circle to center of pattern.
2. Break to a walk and walk a half circle.
3. Stop, perform a 1/4 turn, and set up for inspection.
4. When dismissed, perform a 1/4 turn.
5. Walk to exit.

Follow the instructions of your ring steward.



[S/WT-86]

Pattern Provided by:  
*Michael Ochetto*

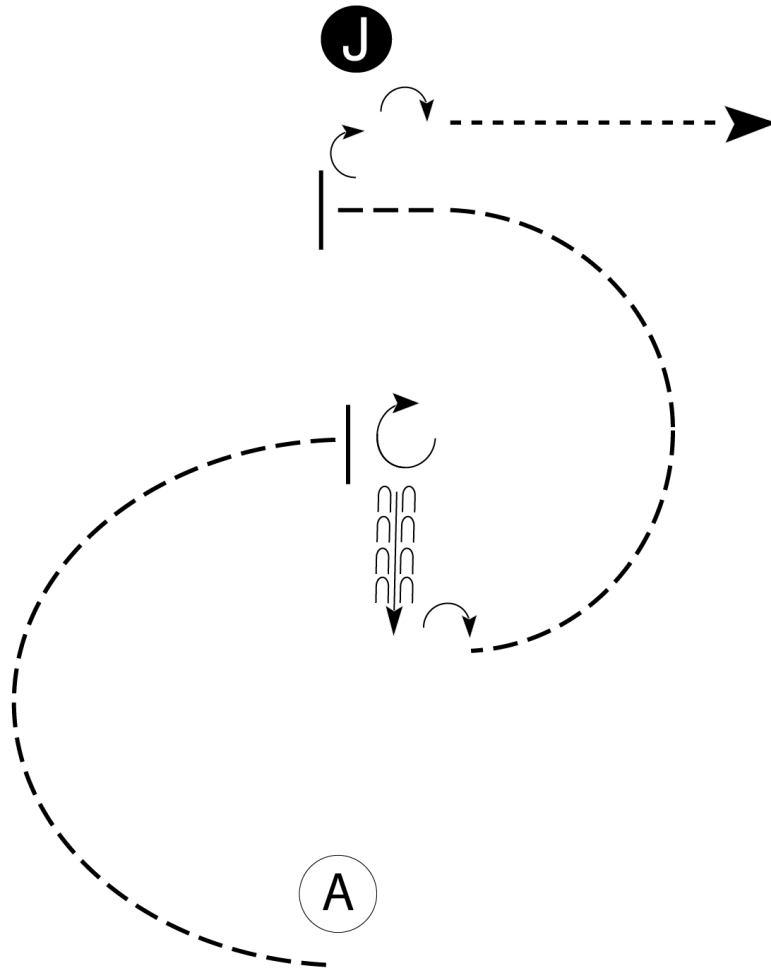
# Mississippi Quarter Horse Association

## Showmanship (All Level 1)

Show Date: 06-01-2019

w w w . H o r s e S h o w P a t t e r n s . c o m

w w w . H o r s e S h o w P a t t e r n s . c o m



Be ready at A.

1. Trot a half circle to center of pattern.
2. Stop and perform a 3/4 turn.
3. Back one horse length.
4. Perform a 1/4 turn.
5. Trot a half circle.
6. Perform a 1/4 turn and set up for inspection.
7. When dismissed, perform a 1/4 turn.
8. Walk to exit.

Follow the instructions of your ring steward.

Walk	-----
Trot	- - - - -
Back	←
Marker	Ⓚ
Judge	Ⓝ

[S/1-86]

Pattern Provided by:  
*Michael Ochetto*

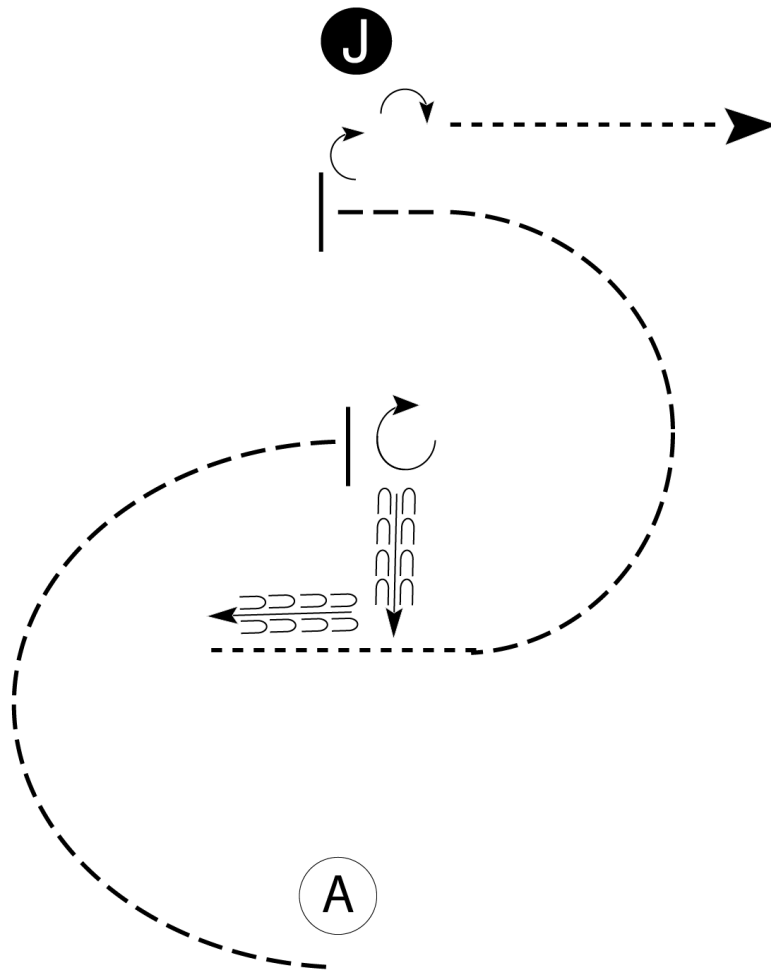
# Mississippi Quarter Horse Association

## Showmanship (Select, Amateur and Youth)

Show Date: 06-01-2019

www.HorseShowPatterns.com

www.HorseShowPatterns.com



Be ready at A.

1. Trot a half circle to center of pattern.
2. Stop and perform a 3/4 turn.
3. Back a square corner.
4. Walk 2-3 horse lengths.
5. Trot a half circle.
6. Perform a 1/4 turn and set up for inspection.
7. When dismissed, perform a 1/4 turn.
8. Walk to exit.

Follow the instructions of your ring steward.

Walk     - - - - -

Trot     - - - - -

Back     ←     ⊞ ⊞ ⊞

Marker     ⊙ B

Judge     ⊙ J

[S/2-86]

Pattern Provided by:  
*Michael Ochetto*